

# FAIRFIELD POLICE DEPARTMENT

Monthly Report – October 2015



**Chief Gary MacNamara**

**Fairfield Police Department**

**[www.fpdct.com](http://www.fpdct.com)**

**This page intentionally left blank.**

**Section 1: Noteworthy Incidents**

**Section 2: Bureau / Division Reports**

**Section 3: Statistical Activity Summary**

**Overall Activity**

Calls for Service - Total

Alarm Response Summary

Calls for Service – Detailed

**Motor Vehicle Activity**

Motor Vehicle Accidents

Motor Vehicle Enforcement - Action

Motor Vehicle Enforcement - Violation Type

Parking Ticket Summary

**Criminal Activity**

Criminal Incidents by Patrol

Criminal Activity by Month

Criminal Arrests by Month

## Section 1: Noteworthy Incidents

### 15-36410 /10/23/15/ Bomb Threat

At 0856 hours the Fairfield Police ECC received a call on the routine phone line 203-254-4800 from a male caller who stated that he had a 12 gauge (shotgun), had killed his girlfriend, had two hostages tied up and had a pipe bomb he was going to detonate. The call was garbled and unclear so ECC dispatcher Rindgen had to ask the caller to repeat what he was saying. After Rindgen asked for the caller's name, there was no more communication from him.

The caller gave an address of 285 Black Rock Turnpike which is not file. Officers responding to the area shut local traffic leading into the 200 block and canvassed the area but were unable to locate the address and any evidence of any threat. Officers checked numerous businesses in the area with negative results.

As officers were getting ready to clear the area, a series of calls came in to the main officer of four Fairfield schools with threats of either bombs or armed individuals. Those schools in turn called the police department and officers were initially dispatched to those schools, under files 15-36412 (Holland Hill),15-36413 (Walter Fitzgerald School), 15-36414 Fairfield Ludlowe High School), 15-36415 (Fairfield Warde High School) and then to secure all the public and private schools in the town of Fairfield .

The evening shift was ordered in early and all on duty personnel were dispatched to secure all the public and private school campuses in the town of Fairfield.

The Emergency Operations Center was activated in police headquarters and a joint incident command was initiated. A call for Mutual Aide was placed to area law enforcement agencies and the following agencies sent officers:

- Newtown PD
- West Haven PD
- Stratford PD
- Trumbull PD
- Ridgefield PD
- Seymour PD
- Monroe PD
- Norwalk PD
- Westport PD

The investigation is ongoing into this being a possible "swatting" incident, consisting of computer generated prank calls.

Great Job by all involved.

## Section 2: Bureau / Division Reports

### Patrol Division

- Initiated field training for new officer

### Support Services

- Body camera evaluations completed.
- Coordinated Breast Cancer Awareness Walk on October 1, 2015
- Assisted with coordinating fundraising event at Jennings Beach that benefited the police canine program, police union scholarship fund, animal control and the Humane Society.
- Assisted with coordination of Walk-Like-MADD on Saturday, October 25.
- Coordinated tabletop exercise involving all town departments that focused on an incident at a local school.
- Training unit coordinated annual firearms training for the department.
- Coordinated oral board examination for entry level candidates.
- Met with Shellfish commission to discuss enforcement activities.
- Coordinated annual Public Safety Awards ceremony.
- Nancy Fray started with the Support Services as our parking ticket clerk, replacing Doris Blagriff who retired.

### Animal Control

- Complaints: 77
- Wildlife related complaints: 326
- Wildlife tested for rabies: 2
- Wildlife testing positive for rabies: 0
- Animals impounded: 234
- Dog bites: 6
- Enforcement: written warnings : 13, Infractions: 1,
- Euthanized: 2
- Sold as pet: dogs: 2 Cats: 8
- Coordinated an event to bring awareness to pet adoption at the animal shelter on October 25.



**Traffic Safety Unit**

- Traffic Stops: 283
- Infractions: 122
- Misdemeanor Summonses: 7
- Accidents Investigated: 22
- Other Activities:
  - Assist DB Operation Predator (3 Days)
  - Walk-A-Thon Sherman School
  - Riverfield School Walk
  - Tomlinson Middle School Walk
  - Assist with Sign placement / programming Haunted House Rec Center / Animal Control
  - Laser Ordering / Structure of new lasers
  - AAA Drivers Improvement Class taught
  - Three new lasers were ordered and put into service by the traffic unit
  - Several speed studies conducted
  - Assist with carnival planning / setup for K9 fundraiser
  - Coordinated and staffed Safety Street traffic detail



**Marine Unit**

- Complaints: 4
- Boats Towed: 2
- Written Warnings: 0
- Arrests: 0
- Safety Inspections: 0
- Hours Underway: 15

**Traffic Crash Investigations**

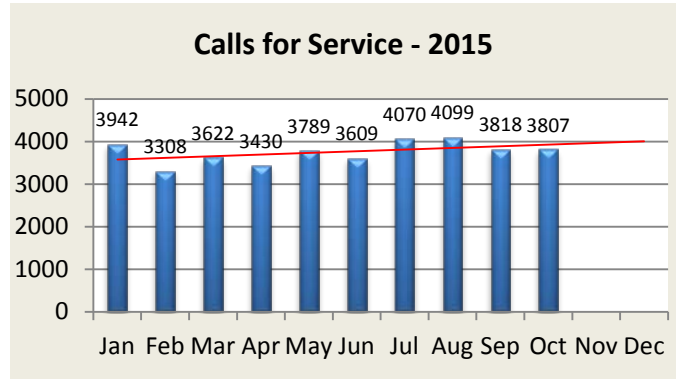
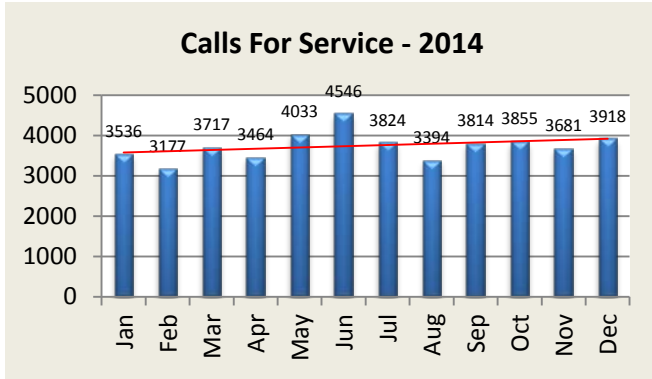
- Total Accidents Investigated: 77
- Search Warrants: 2
- Arrest Warrants: 4
- Misdemeanor Summons Issued: 3
- Infractions Issued: 10
- Other activities:
  - 15-29099
    - On 10/18/15 Blessing Smith DOB 10/1/91 was arrested on a warrant for the pursuit with Trumbull PD and crash on Congress Street. Charges:
      - Reckless Driving
      - DUI
      - Operation without a license
        - Bond: \$10,000
  - Officer Letsch was recognized by his supervisor for his work on a hit-and-run incident that resulted in the identification of the offender.

**Section 3: Statistical Activity Summary**

**TOTAL CALLS FOR SERVICE**

Calls for Service	Jan	Feb	Mar	Apr	May	Jun	Jul	Aug	Sep	Oct	Nov	Dec	YTD
2014	3536	3177	3717	3464	4033	4546	3824	3394	3814	3855	3681	3918	44,959
2015	3942	3308	3622	3430	3789	3609	4070	4099	3818	3807			37,494

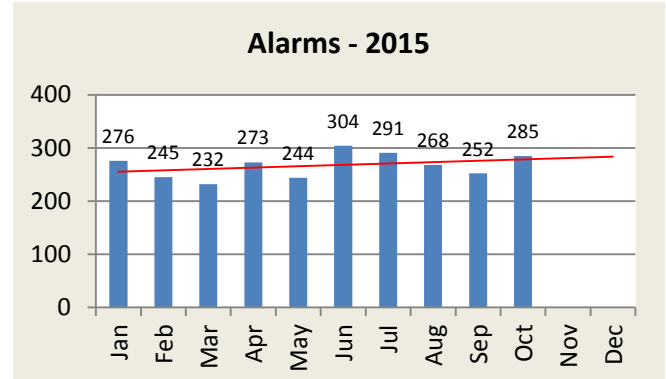
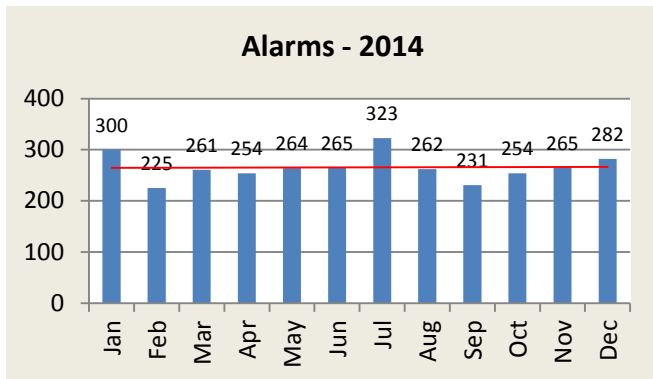
Note: Includes miscellaneous calls that may not be listed under the call analysis section



**ALARM RESPONSE SUMMARY**

Total Alarms	Jan	Feb	Mar	Apr	May	Jun	Jul	Aug	Sep	Oct	Nov	Dec	YTD
2014	300	225	261	254	264	265	323	262	231	254	265	282	3,186
2015	276	245	232	273	244	304	291	268	252	285			2,670

False Alarms	Jan	Feb	Mar	Apr	May	Jun	Jul	Aug	Sep	Oct	Nov	Dec	YTD
2014	300	225	261	254	263	264	321	262	231	254	264	281	3,180
2015	276	245	232	273	244	304	287	256	227	266			2,610



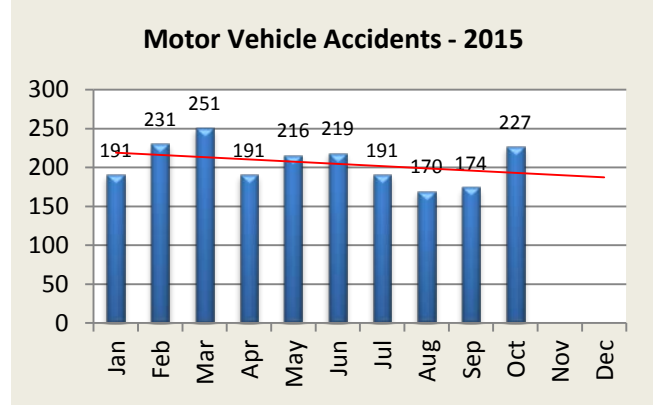
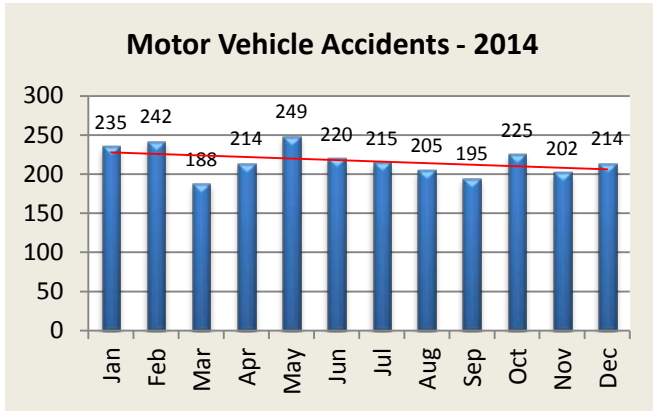


## Calls For Service - Detailed Summary

Calls for Service - Type	Jan	Feb	Mar	Apr	May	Jun	Jul	Aug	Sep	Oct	Nov	Dec	YTD
911 Hang Up	15	10	5	15	8	5	13	10	15	11			107
Abandoned Vehicles	12	15	11	11	5	15	10	15	11	10			115
Alarms	276	245	232	301	270	304	300	268	252	285			2733
Animal Complaints	66	66	12	106	109	150	136	140	102	97			984
Assaults	6	4	7	5	3	6	3	5	3	4			46
Assistance	149	178	147	135	153	138	157	149	160	155			1521
Bank Escorts	29	25	34	34	31	23	22	21	20	19			258
Bomb Threats	0	0	0	0	0	0	0	0	0	1			1
Breach of Peace	45	56	49	43	57	59	56	60	39	64			528
Burglary	14	13	9	11	10	6	17	6	7	12			105
BusinessChecks	917	624	814	748	732	740	727	802	698	754			7556
Cancelled Alarms	65	55	67	51	69	53	71	66	54	54			605
Community Events	31	29	47	21	36	4	2	0	9	43			222
Door Open	5	5	4	2	5	3	10	5	5	5			49
Drowning	0	0	0	0	0	0	0	0	0	0			0
EMS	406	393	383	378	354	374	367	359	412	411			3837
Funeral Escorts	16	20	24	25	21	14	18	17	15	13			183
Harassment	23	16	19	18	14	19	28	28	17	19			201
Intoxicated Subjects	1	4	6	6	5	7	5	7	8	5			54
Investigations	173	145	215	269	211	236	254	251	259	222			2235
Larceny	19	17	11	20	31	16	28	22	28	29			221
MVA	191	231	251	176	216	219	192	170	174	227			2047
Medical Alarms	0	1	0	0	1	3	0	0	0	2			7
Psychiatric calls	0	1	4	3	2	0	0	5	8	5			28
Missing Persons	10	5	2	6	6	3	0	5	7	1			45
Narcotic Violations	12	18	11	10	8	9	8	7	15	7			105
Noise Complaints	11	10	14	18	40	24	36	34	42	34			263
Parking Complaints	190	108	99	39	107	85	83	44	30	34			819
Pistol Permit Apps	23	18	22	22	10	9	13	9	12	16			154
Reckless Driver	26	24	21	25	40	32	47	28	33	18			294
Recovered Property	13	11	17	16	27	11	24	26	17	25			187
Road Hazard	53	49	34	37	53	43	55	51	51	42			468
Robbery	1	1	1	3	0	1	0	0	0	0			7
Sex Violation	0	0	1	1	2	0	2	0	3	10			19
Shoplifter	10	9	11	12	15	23	20	20	27	22			169
Stolen Vehicles	4	3	1	0	1	1	9	0	4	2			25
Suicide	0	0	0	0	0	1	1	0	0	0			2
Suicide Attempts/Threats	3	3	12	5	5	2	1	3	6	5			45
SuspiciousActivity	91	55	48	62	74	75	102	82	82	81			752
Theft from MV	17	15	14	20	27	38	27	25	13	18			214
Trespasser	4	7	5	1	5	14	10	11	12	7			76
Vandalism	13	7	14	15	14	19	12	17	20	37			168

## MOTOR VEHICLE ACTIVITY

MV Accidents	Jan	Feb	Mar	Apr	May	Jun	Jul	Aug	Sep	Oct	Nov	Dec	YTD
2014	235	242	188	214	249	220	215	205	195	225	202	214	2,604
2015	191	231	251	191	216	219	191	170	174	227			2,061



MV Enforcement	Jan	Feb	Mar	Apr	May	Jun	Jul	Aug	Sep	Oct	Nov	Dec	YTD
<b>Warnings - 2014</b>	288	277	392	329	373	385	448	388	388	403	378	349	4,398
2015	322	268	299	258	317	268	432	616	528	408			3,716

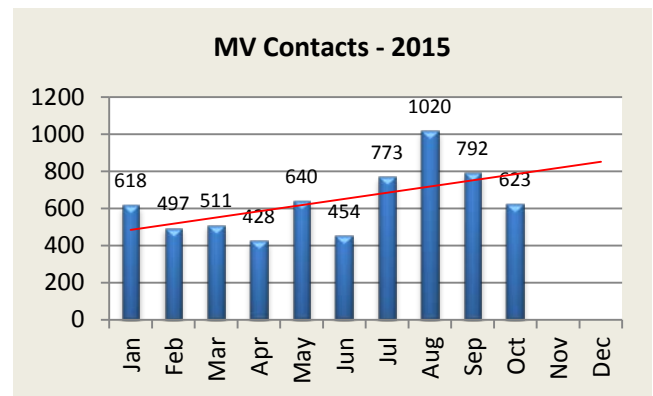
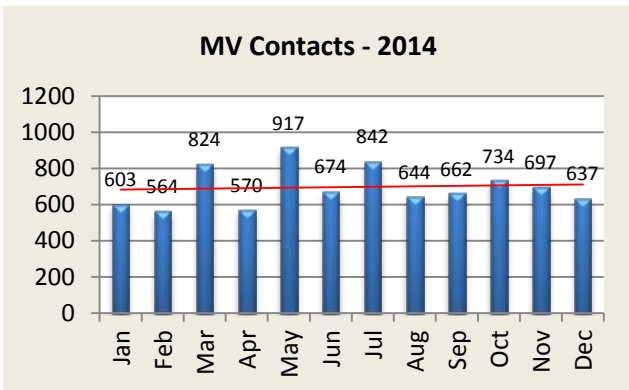
<b>Infractions - 2014</b>	258	212	351	171	477	234	329	216	196	257	246	228	3,175
2015	231	165	142	108	256	132	268	330	196	160			1,988

<b>Misdemeanor - 2014</b>	40	50	52	49	46	41	47	44	61	51	45	40	566
2015	48	42	46	37	44	30	50	64	46	37			444

<b>Custodial - 2014</b>	5	6	5	5	2	1	7	2	6	1	3	3	46
2015	6	4	5	4	8	4	10	2	1	6			50

<b>DUI Arrests - 2014</b>	4	8	7	14	15	7	14	8	13	12	20	13	135
2015	11	17	7	6	15	9	13	8	9	7			102

<b>MV Contacts - 2014</b>	603	564	824	570	917	674	842	644	662	734	697	637	8,368
2015	618	497	511	428	640	454	773	1020	792	623			6,356

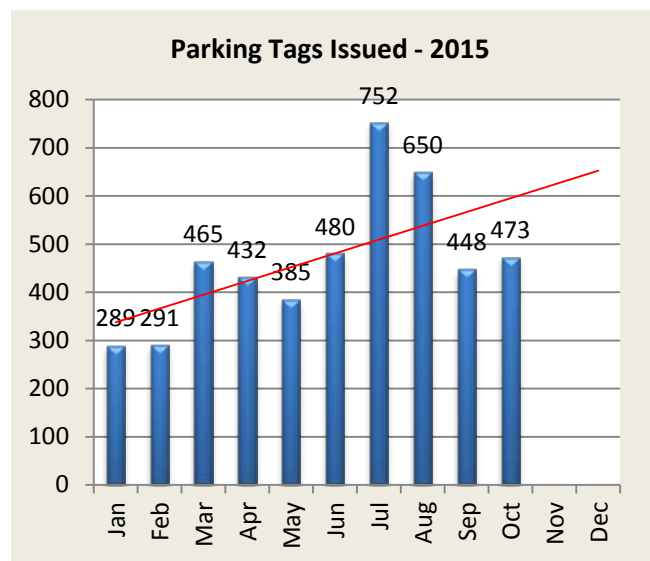
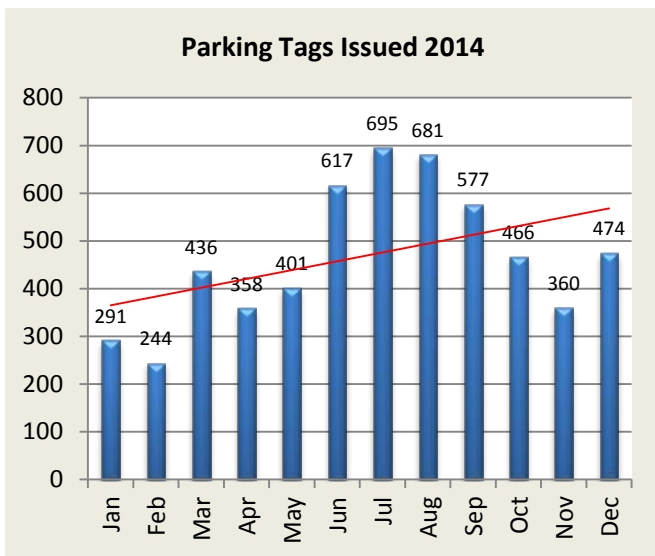


MV Enforcement: Type	Jan	Feb	Mar	Apr	May	Jun	Jul	Aug	Sep	Oct	Nov	Dec	YTD
Speeding Violations	55	30	41	16	24	39	51	114	54	54			478
Seatbelt Violations	4	3	8	11	136	14	72	52	37	12			349
Registration Violations	112	80	81	53	75	49	74	107	66	54			751
License Violations	30	20	43	22	40	30	46	34	33	38			336
Distracted Driving	56	53	36	32	39	15	54	67	23	23			398
Suspended Licence	36	34	34	23	29	16	36	46	37	36			327
Traffic Light Violation	28	27	18	11	10	21	26	30	28	34			233

The above incidents are a overview of common violations. These statistics are not the only motor vehicle enforcement actions taken. The above show top 6 violations for the month.

### PARKING TICKET SUMMARY

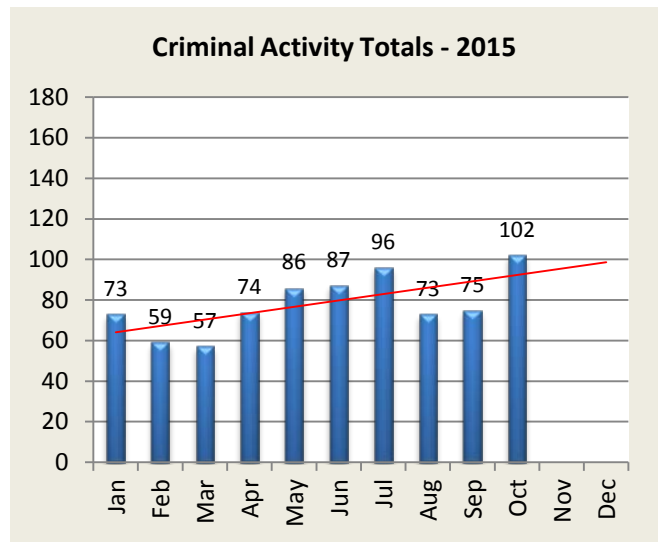
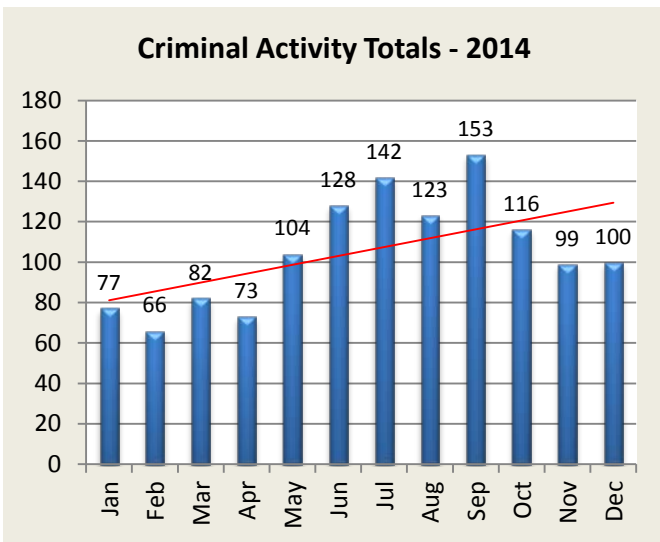
Total Issued	Jan	Feb	Mar	Apr	May	Jun	Jul	Aug	Sep	Oct	Nov	Dec	YTD
2014	291	244	436	358	401	617	695	681	577	466	360	474	5600
2015	289	291	465	432	385	480	752	650	448	473			4665



## CRIMINAL INCIDENTS

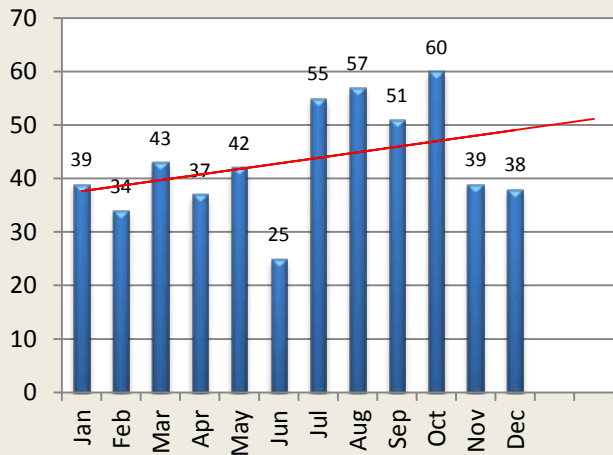
Criminal Incidents: Patrol	R2	R3	R4	R5	B2	B3	B4	B5
Larceny	4	3	7	2	5	12	6	7
Vandalism	3	7	9	3	0	7	8	0
MV Theft / Attempt	0	0	0	0	1	0	0	1
Burglary / Attempt	2	1	1	0	0	2	4	2
Assault	2	0	0	1	0	1	0	0
Robbery	0	0	0	0	0	0	0	0

Criminal Activity: Month	Jan	Feb	Mar	Apr	May	Jun	Jul	Aug	Sep	Oct	Nov	Dec	YTD
<b>Larceny - 2014</b>	38	37	40	30	59	69	96	72	106	60	56	54	717
2015	36	32	25	40	58	54	55	46	41	47			434
<b>Vandalism - 2014</b>	18	11	21	18	17	32	24	20	16	30	19	19	245
2015	13	6	14	15	14	19	12	17	20	37			167
<b>MV Theft / Attempt - 2014</b>	7	2	5	5	3	1	2	1	1	1	1	4	33
2015	4	3	1	0	1	1	9	0	4	2			25
<b>Burglary / Attempt - 2014</b>	6	8	9	13	18	23	18	20	22	14	17	16	184
2015	13	13	9	11	10	6	17	5	7	12			103
<b>Assault - 2014</b>	7	7	7	6	6	2	2	9	7	9	6	7	75
2015	6	4	7	5	3	6	3	5	3	4			46
<b>Robbery - 2014</b>	1	1	0	1	1	1	0	1	1	2	0	0	9
2015	1	1	1	3	0	1	0	0	0	0			7
<b>Totals - 2014</b>	77	66	82	73	104	128	142	123	153	116	99	100	1,263
2015	73	59	57	74	86	87	96	73	75	102			782



<b>Criminal Arrests by Month</b>	Jan	Feb	Mar	Apr	May	Jun	Jul	Aug	Sep	Oct	Nov	Dec	YTD
<b>Larceny - 2014</b>	31	18	30	23	28	20	34	31	31	35	25	22	328
2015	19	12	16	25	17	21	35	30	22	30			227
<b>Vandalism - 2014</b>	1	4	3	1	2	0	4	2	1	3	2	1	24
2015	1	1	1	1	4	1	2	4	3	5			23
<b>MV Theft / Attempt - 2014</b>	0	0	0	1	0	0	1	0	0	2	0	0	4
2015	0	1	1	0	0	0	1	0	1	0			4
<b>Burglary / Attempt - 2014</b>	1	2	2	7	3	2	12	13	12	8	3	5	70
2015	13	4	3	8	0	4	1	2	5	11			51
<b>Assault - 2014</b>	6	9	8	5	8	3	4	10	7	10	7	8	85
2015	9	5	7	4	4	3	3	5	4	6			50
<b>Robbery - 2014</b>	0	1	0	0	1	0	0	1	0	2	2	2	9
2015	3	0	1	0	0	0	0	0	0	0			4
<b>Total - 2014</b>	<b>39</b>	<b>34</b>	<b>43</b>	<b>37</b>	<b>42</b>	<b>25</b>	<b>55</b>	<b>57</b>	<b>51</b>	<b>60</b>	<b>39</b>	<b>38</b>	<b>520</b>
2015	<b>45</b>	<b>23</b>	<b>29</b>	<b>38</b>	<b>25</b>	<b>29</b>	<b>42</b>	<b>41</b>	<b>35</b>	<b>52</b>			<b>359</b>

**Total Criminal Arrests - 2014**



**Total Criminal Arrests - 2015**

